

mm/

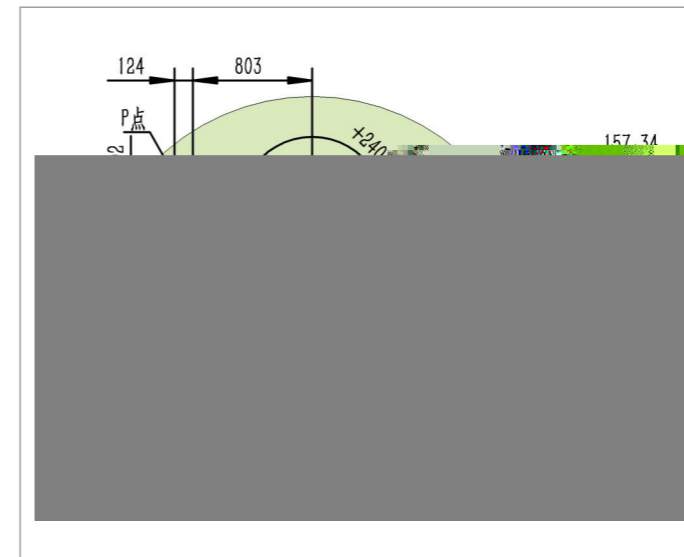
kg

I/O

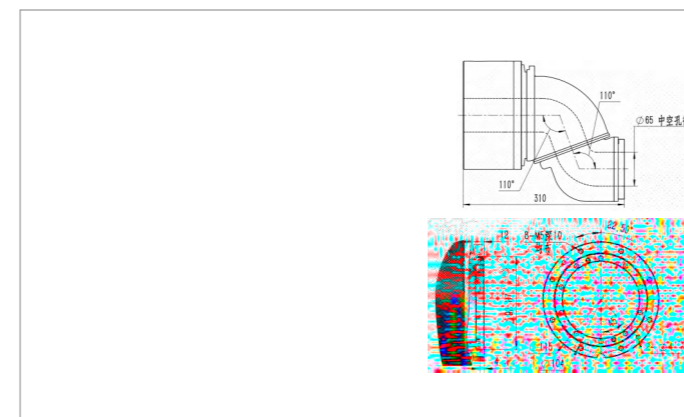
/SPECIFICATIONS

		kg
		mm
		± . mm
&	J	± ° %/sec
	J	± ° %/sec
	J	- °/+ ° %/sec
	J	± ° %/sec
	J	± ° %/sec
	J	± ° %/sec
	J	. N m
	J	. N m
	J	. N m
	J	. kg m ²
	J	. kg m ²
	J	. kg m ²

/OPERATING SPACE

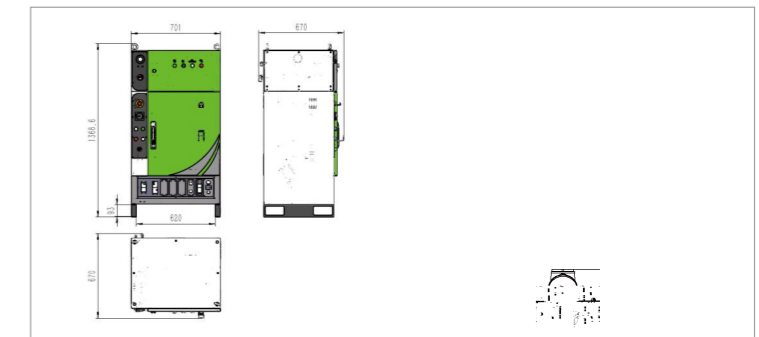


& /BASE& END FLANGE MOUNTING SIZE



		IP
		IP
		Ex ib mb pxb IIC T Gb
		Ex ib mb pxb IIIC T Db
	ATEX-	II G Ex pxb IIC T Gb
	ATEX-	II D Ex pxb IIIC T Db
		AC V(± %) kVA
		~
		RH %
		kg
		kg
		kg
		kg

& /CONTROL CABINET SIZE&WRIST END LOAD MAP



/SELECTION&CONFIGURATION TABLE

			+
	: m		: m
	/		: m
	m		: m
DI/DO	/		/
AI/AO	/		/
	Ethercat	ProfiNet	CCLink
	GB		/
	Ethercat		/
			/
	/		/
	RAL		