

ER20-1100

EFORT

7 D Ž
J Y --

- % - %
- IP
- PCB




/SPECIFICATIONS


	ER -
	kg
	± . mm
	kg
	mm
	IP /IP
	IP /IP
	AC
	-
	RH %
	. m?s . G

<	N m
<	N m
<	N m
<	kg m ²
<	kg m ²
<	. kgm ²
<	/s°ec
<	/s°ec
<	/s°ec
<	/s°ec
<	/s°ec
<	/s°ec
<	± °
<	+ /° °
<	+ /-° °
<	± °
<	± °
<	± °


/OPERATING SPACE



/BASE MOUNTING SIZE



/END FLANGE MOUNTING SIZE



78ADF ; @F7>> ; 97@F 7CG ; B?7@F 5Az1 >F6z