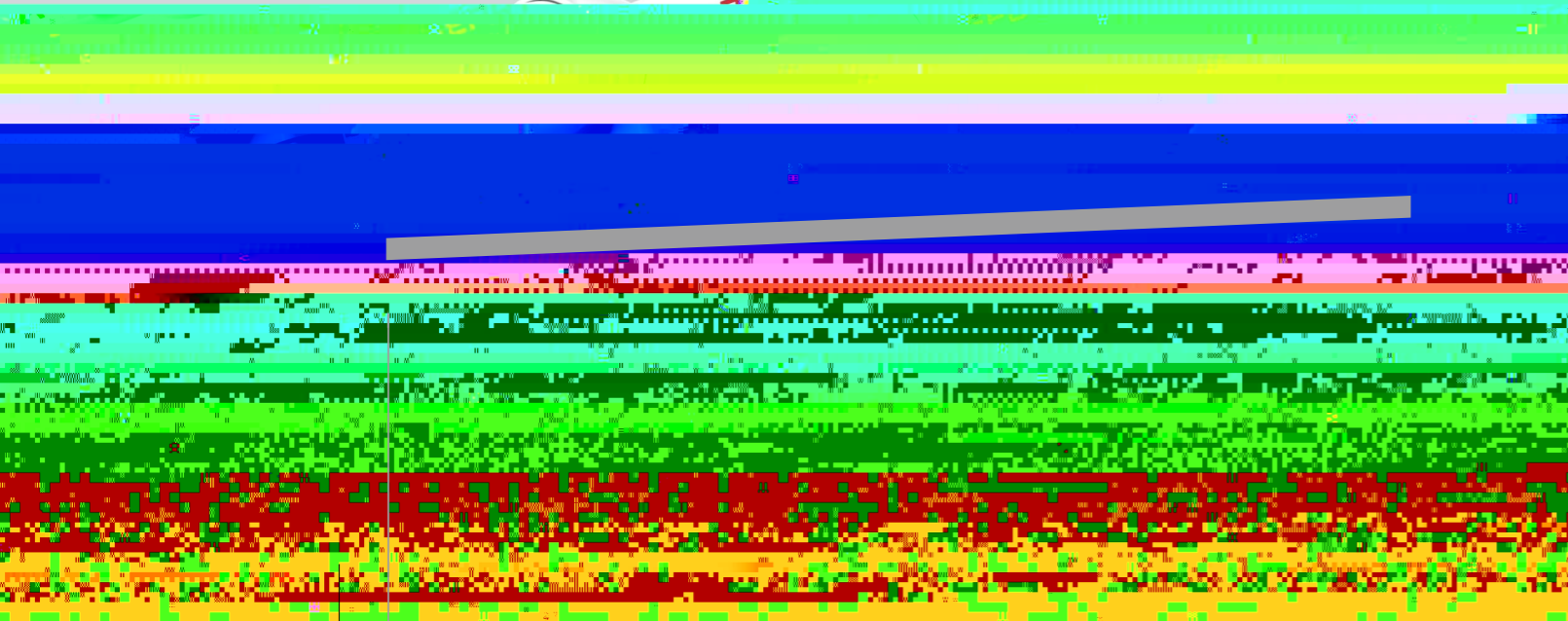


ER - - kg mm

■ %



PCB




/SPECIFICATIONS

	ER - -	
	kg	
	± . mm	
	kg	
	mm	
	IP	
	IP	
	~	
	RH %	
	. m/s ² . G	


AC

	J	N·m
	J	N·m
	J	. kg·m ²
	J	. kg·m ²
	J	%/sec
	J	%/sec
	J	%/sec
	J	%/sec
	J	± °
	J	+ %/°
	J	± °
	J	± °

/OPERATING SPACE



/BASE MOUNTING SIZE



/END FLANGE MOUNTING SIZE

